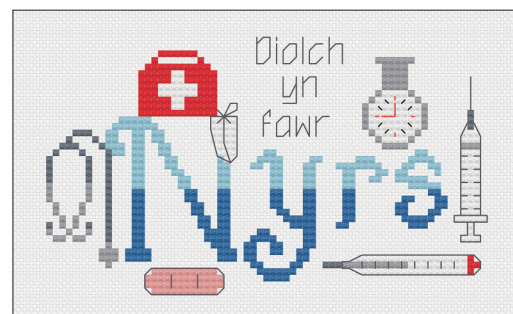



Thank you Nurse, Doctor & Nyrs

----- Cross Stitch -----

AN ORIGINAL DESIGN BY NIA RHIND


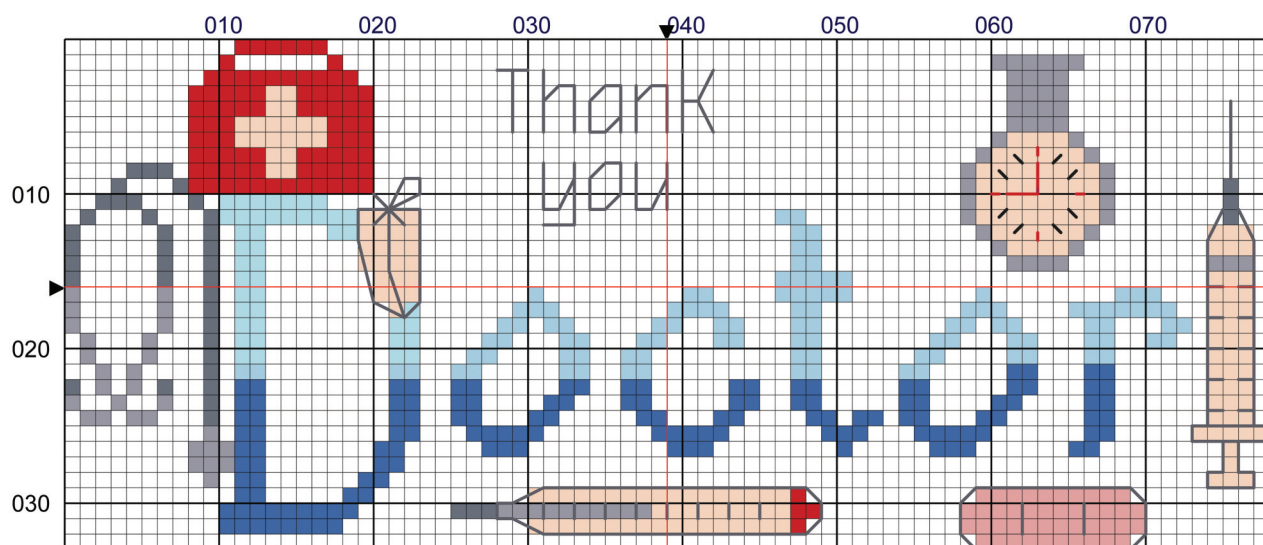
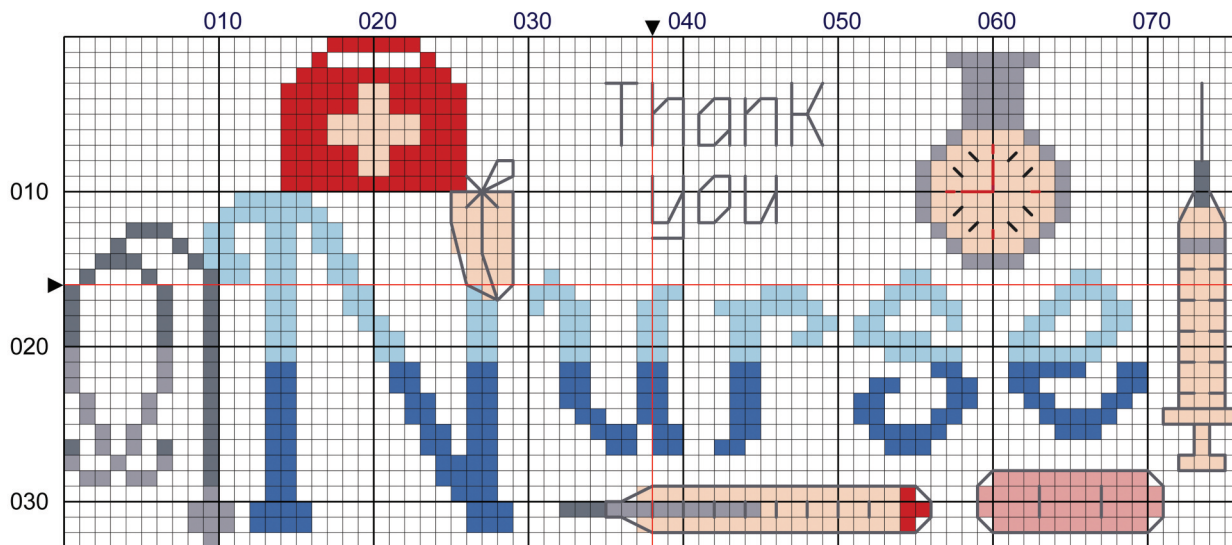


Includes an alphabet for optional personalisation to add a Nurse or Doctor's name to the chart.



DYLUNIADAU O GYMRU • DESIGNS FROM WALES

Thank you Nurse, Doctor & Nysr



ORIGINAL DESIGNS BY NIA RHIND © Copyright 2020

If required use the alphabet supplied to add a Nurse or Doctor's name to the chart.

Thank you Alphabet



SUPPLIED FOR USE WITH NIA CROSS STITCH DESIGNS ONLY. © Copyright NIA RHIND 2020

Thank You Nurse, Doctor & Nyrs

Complimentary
CHART

Includes an alphabet for optional personalisation to add a Nurse or Doctor's name to the chart.

Model stitched on Zweigart 14 count White aida using DMC threads. Fits a 5 x 7 inch greetings card.

NURSE

Stitch Count: Width: 76 Height: 33 Design Size: Width: approx. 14cm Height: approx. 6cm

DOCTOR








Stitch Count: Width: 78 Height: 33 Design Size: Width: approx. 14cm Height: approx. 6cm

NYRS



Stitch Count: Width: 67 Height: 39 Design Size: Width: approx. 12cm Height: approx. 7.5cm

Materials: 20 x 15cm of 14 count White aida, stranded embroidery cotton as listed, needle.

Cross Stitch

-  DMC 317 grey (thermometer, syringe, stethoscope)
-  DMC 321 red (first aid box, thermometer)
-  DMC 754 plaster pink (plaster)
-  DMC 826 blue (Nurse, Doctor, Nyrs)
-  DMC 827 pale blue (Nurse, Doctor, Nyrs)
-  DMC Blanc white (first aid box, bandage, thermometer, syringe, watch)
-  DMC Satin S415 silver (stethoscope, syringe, thermometer, watch)

Backstitch

-  DMC 317 grey (bandage, watch, syringe, thermometer, plaster, small text)
-  DMC 321 red (watch)

Long Stitch

-  DMC 317 grey (syringe, needle)

Use two strands of thread to cross stitch over one block of aida.

Use one strand of thread to backstitch the areas shown on the chart.

After completing the embroidery, press the sampler carefully.

Trim around your stitching and place onto a greetings card.

Card used: 5 x 7 inch Navy Blue 225gsm card and matching envelope, Hobbycraft.

© Copyright 2020 Nia Rhind

STAY SAFE
STITCHING



KEEP SMILING



NIA CROSS STITCH 3 OAKLANDS ROAD, PONTLLIW, SWANSEA SA4 9EG CYMRU / WALES
PHONE / FFÔN: 01792 897695 EMAIL / EBOST: info@nia-crossstitch.com
www.nia-crossstitch.com